

VOYAGER 17

Just the tool you need to finish your quilts in award-winning style.

17" Throat

The large throat allows for 12"-15" of quilting area, letting you create larger designs easier and finish your quilts faster.

Flexible -Arm Lamp Included

Stay-cool shade and flexible arm give excellent lighting.

Clear Viewing Area

There is nothing at the front of the machine to obscure your view of the needle, making it easier to follow patterns & markings.

Easy -Access Controls



The speed control dial, start/stop button, and needle up/down positioner switch are mounted right on the handle for easy access and better control. Can be set up for R or

L-handed use.



Adjustable, Reversible, Metal Handles

Adjustable in tilt and length. Reversible for use from the rear of the machine. Additional handles available for dual setup.

Heavy Duty Motor

Heavy duty motor with replaceable brushes. 1700 stitches per minute.

Excellent Stitch Quality

The Voyager is an industrial machine with simple tension controls. It moves easily on the frame, allowing any quilter to make beautiful designs with perfectly tensioned stitches.

Personal Customer Service

Included in the Five Year Warranty with your Voyager is personal customer service. A live representative answers the phone immediately during the workday, ready to answer your questions and get you quilting!

Instructional DVD

Every machine includes a DVD, developed by longarm quilters, machine technicians and customer service reps to cover all aspects of using and maintaining your machine from tension to timing.

Stitch Length Regulator

The Hinterberg Stitch Length Regulator will control the length of your stitches automatically. Made by Hinterberg Design, available separately.



This machine is great. I've been happily quilting all my unfinished projects - and getting pretty good at it, I must say. It was easy to set up and I got all my questions answered in one phonecall- you can't say that much anymore! Debbie in OH.

ACCESSORIES:

Bobbin Winder

The separate bobbin winder allows you to wind Voyager, Weekender, and L-size bobbins without interrupting stitching.

Stitch Length Regulator

Our stitch length regulator automatically adjusts your needle speed to keep the length of your stitches even as you quilt.

Fat Foot

A presser foot with a 1/4" thick base for better control when using rulers or template shapes.

Extended Base

The extended base attaches to the front of your machine to create a stable platform for template or ruler use.

Longarm Shape Templates

Place the shape templates on your quilt and use your machine to trace the design directly onto your quilt, many designs available on our website www.hinterberg.com.

Additional Handles

The additional handles are identical to the adjustable handles included with the machine. An extra set allows you to have handles at both the front and rear of the machine for quick changeover.

Needles & Bobbins

A variety of needles, metal bobbins and pre-wound bobbins are available for the Voyager and Weekender. Please call or visit our website www.hinterberg.com to order.

Notions & Instructional Materials

A wide variety of notions, books, templates, and pantographs are available on our website www.hinterberg.com.



STRETCH MACHINE FRAME (MQF-ST):

The Stretch Machine Frame is well known for its sturdy and stylish design combined with its smooth carriage movement. A favorite among quilters, this frame has many great features packed into its low price.



Compatible with any machine with up to an 18" throat

Includes:

- 4 End Tensioner Clamps
- Center Support
- Pointer Package (w/ laserpointer and stylus)
- Height Adjuster Legs w/ levelers
(4 settings for standing or sitting)
- Template Board with 5 patterns
- Compatible with many Longarm Sewing Machines
- PC Quilter Compatible

Optional:

- Adjustable Carriage Handles
- Hand Speed Control
- Speed Manager
- 3/4" Rear Roller Adapter
- Handle Mounted Laserpointer

I wouldn't change a thing about your frame! I looked at a lot of frames and I'm glad I chose this one. My machine moves so smoothly I forget I'm using a frame! What a great product. Joan in WI

ORIGINAL MACHINE FRAME (MQF):

Put your home sewing machine onto this frame and discover how quickly and easily you can finish your quilts. Sit comfortably and enjoy all the features of the larger frames in this small package with big savings!



Compatible with any machine with up to an 11" throat

Includes:

- 2 End Tensioner Clamps
- Adjustable Carriage Handles
- Center Support
- Pointer Package (w/ laserpointer and stylus)
- Compatibility with many Stitch Length Regulators

Optional:

- Height Adjuster legs w/ levelers
(4 settings for standing or sitting)
- Template Boards (2 patterns each)
- Hand Speed Control
- Speed Manager
- PC Quilter Adapter
- 3/4" Rear Roller Adapter
- Handle Mounted Laserpointer

Dimensions	Original	Stretch
Distance between rollers :	11"	17.5"
Maximum Quilting Area :	10" x 114"	16" x 114"
Min. Height of quilt :	32"	32"
Max Height of quilt top :	35" (w/o legs)	46"
Overall depth of frame:	28"	41"
Carriage size :	18"x10"	24"x10"

More information online at www.hinterberg.com

BOTH MACHINE FRAMES FEATURE:

Smooth Movement

Your machine will glide across the frame effortlessly on 12 precision bearings. Extremely smooth movement.

Sturdy Design

There is no wobble in this frame! The center support and angle bracing are engineered for sturdiness. The rollers never bend or sag, creating even tension across your entire quilt.

Heavy Duty Carriage


Our carriage is strong enough to support even the heaviest of machines. Compatible with any machine with up to an 18" throat.

Swing-Up Roller

Front roller swings up for easier quilt loading, then swings down for quilting, reducing bulk between you and the machine.

End Tensioners

Includes metal spring clamps with adjustable straps to help keep the sides of your quilt tensioned evenly.



Adjustable Handles

Adjustable in height and tilt, also reversible for use from the rear of the frame. (Original MQF: included, Stretch MQF: optional)

Template Board & Pointer Package

Laserpointer and template stylus included for following patterns. 5-design grooved template board included with stretch frame.

Easy to Store

Take down or set up in minutes. No tools required.

Adjustable Height

4 height settings. Sit or stand in comfort. (Original MQF: Legs optional)

Leg Levelers

For uneven floors.

You provide five 1 1/4" Thinwall Conduit Rollers

These rollers create an extremely strong frame for smooth, gliding machine action



ACCESSORIES:

Hand Speed Control

Control the speed of your machine motor using your hand instead of your foot. Squeeze the lever to activate your foot pedal. Compatible with any sewing machine foot pedal.

Speed Manager

The Speed Manager is an electronic device that allows you to start, stop & adjust the speed of your machine motor using a dial mounted on the handles of your frame. Available for certain sewing machine models only, see price sheet for complete list.

Cloth Aprons

The aprons, made from heavy natural drill fabric, are used to attach your quilt layers to the rollers on your frame. You can also add zippers to these aprons for zippered aprons. If you prefer to make your own aprons, instructions are included with the frame.

3/4" Roller Adapter

Replace the rear roller of your Original or Stretch Machine Frame with a 3/4" diameter roller to increase quilting area. Includes new roller hardware and ratchet wheel for 3/4" conduit.

Extra Roller Hardware

Hardware and ratchet wheels for an extra set of rollers. Save space by using short rollers for small projects and long rollers for large projects.

Grooved Templates

It's easy to follow a pattern with our grooved template boards. Using the included stylus pointer, set up the machine to trace the pattern onto your quilt. Several designs available, see our website for options. MQFST - includes 10' board with 5 patterns. MQF - 10' board with 2 patterns optional.

Conversion Kit

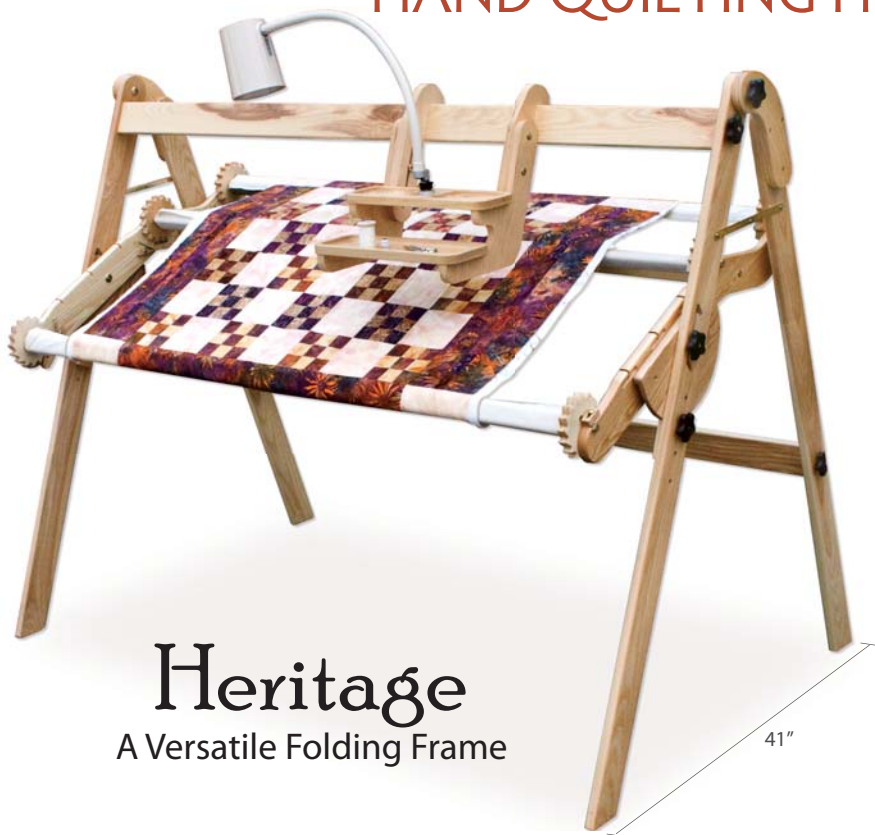
Expand your Original Machine Frame to fit any machine with up to an 18" throat. A great idea if you need more quilting area. Add the conversion kit to use the Voyager 17" machine on the Original Machine Frame.

Handle Mounted Laser Pointer

This device mounts a laserpointer onto the handles of your machine using a flexible arm, allowing you to trace small and large patterns onto your quilt from the front of the frame. A great timesaver!



HAND QUILTING FRAME



Heritage

A Versatile Folding Frame



Fold Flat Design
The heritage folds to a slim 9.5" without disturbing your quilt.

Enjoy the relaxing comfort of the Heritage Hand Frame.
The Heritage is built on 25 years of quilting experience.

FEATURES

White Ash Construction

The frame is constructed from select white ash. The beautiful hardwood frame is smooth sanded, ready to finish. You can choose our professional clear finish, leave the wood bare, or apply your own finish and enjoy your frame as a handsome addition to your decor.

Professional No-Baste Design

Using a 3-pole, no-baste design, the quilt top tilts 180 degrees. This feature allows you to sit at your most comfortable position, and flip the top over to inspect your stitches on the back of your quilt. The frame has engraved tilt reference marks for quick adjustments.

Standard queen size (93")*

The quilt rollers are one solid length with no joints or connectors to support even the heaviest of quilts. Work area is 93" x 17". The 6 large ratchet wheels on both ends of the rollers provide precise tensioning on both ends of the poles.

*The frame is also available with 59" rollers at a lower price. Handy for smaller spaces.

Includes Notions Tray, Lamp & End Tensioners

The Frame includes a handy two-level tray and lamp. The tray slides across the frame for easy accessibility while you quilt, the professional work lamp with flexible arm stays cool while you work. Four adjustable End Tensioners allow even tensioning across the surface of your quilt.



Ratchet Wheels



End Tensioners

Includes:

- Fold-Flat Design
- Notions Tray & Lamp
- End Tensioners
- 93" standard rollers

Optional:

- 31" Extension Kit
- 59" Rollers
- 10' Cloth Leaders
- Lamp-Mounted Magnifying Glass
- Beautiful, Protective Clear Finish

ACCESSORIES

31" King Size Extension Kit (EXT-HF) is available for the frame. Extends the frame by 31", giving you 124" of quilting area.

59" Short Pole Set (H59): is available separately for the frame, only 59" long. Handy for smaller spaces.

Complete Heritage Frame Special (HF-SP): A package deal at a special price. Includes standard frame with 93" poles, 59" poles and 31" extension kit. Get the entire package and enjoy the savings.

My Heritage frame is beautiful! I had forgotten how nice it is to see something made of real wood! It sits in my family room and now I get lots of compliments on my quilt from everyone who sees it. Thanks for making such a quality product. Evelyn in KY

HAND QUILTING FRAME KITS

Use our kits to build your own frame.
Save money and add your own details for a sturdy frame that will last a lifetime.

BOTH KITS FEATURE:

- Ratchet wheel tensioning.
- Three roller design for no-baste quilting.
- Tilts vertically for compact storage.
- Completely adjustable height and tilt.
- Work area between front and center rollers is a generous 20" and quilting area is up to 114" wide.

The Easy Build 'Plus' (EBPlus) Includes:

- All large wooden pieces made from northern white pine, smooth sanded, drilled, all edges rounded over and ready to assemble (excluding trestle).
- Decorative hardwood end joints, tilt mechanisms, ratchet pawls and roller end caps.
- Three ratchet wheels made from strong, laminated hardwood & all hardware.
- Detailed assembly plans and instructions for using your quilt frame.

The Easy Build 'Basic' (EBF) Includes:

- All hardware and small hardwood parts listed as part of the Easy Build Plus.
- Detailed assembly plans and instructions for cutting, drilling, building and using your quilt frame.



Easy-Build Quilt Frame Kits

Easy Build 'Plus' Kit

TO COMPLETE THE FRAMES:

PLUS	BASIC	PARTS NEEDED
	✓	2x6 construction grade lumber, which you can purchase at your local lumberyard or building supply retailer.
✓	✓	One pine board, 3/4" x 7 1/2", (commonly known as 1x8) 10' or 12' long for the trestle.
✓	✓	Three 10' pieces of metal tubing known as 1-1/4" thinwall electrical conduit for the rollers (Readily available and very strong).



Easy Build 'Basic' Kit

OPTIONAL:

Hardware for Extra Pole set (XRP):

Three ratchet wheels, six roller end caps, and hardware to assemble an additional set of rollers.

Additional Ratchet Wheels (XRF):

Three additional ratchet wheels, pawls, and hardware to provide ratchets on both ends of each roller.

End Tensioners (END):

Four clamps to hold tension even at the sides of your quilt.

Cloth Leaders (118" ST):

Three 10' Leaders made from heavy fabric, used to attach your quilt to the frame rollers.

Hand Quilting Notions:

A variety of hand quilting needles, threads, thimbles, stencils, patterns, books, and batting are available on our website www.hinterberg.com



This is a quick note to say how much I appreciated your Quilting Frame Kit! I spent a few days in my little workshop, having great fun cutting and putting the pieces together. I found the measurements and details very easy to understand and everything fits together beautifully. Gerry in AR



HINTERBERG DESIGN

1105 Hawkeye Drive, Hiawatha IA, 52233

319 378-0999

info@hinterberg.com

www.hinterberg.com

Offered by
NOLTING



Fold Flat Design
The heritage folds to a slim 9.5" without disturbing your quilt.

Enjoy the comfort of the Heritage Hand Frame.

Designed for a lifetime of use.

- The Heritage is a sturdy hardwood frame that will support the heaviest quilts easily.
- The frame is constructed of carefully selected white ash. The wood is free of knots and sanded smooth. Leave the wood bare or apply a stain to match your furniture.
- The three roller no-baste design saves you time. Load your three quilt layers separately and you will have perfect tension throughout the entire quilt.
- The 6 large ratchet wheels on both ends of the quilt rollers provide precise tensioning on both ends of the poles.
- The handy notions tray keeps all of your notions close at hand. The professional work lamp with flexible arm stays cool while you work.



Ratchet Wheels

Optional Items

- 31" King Size Extension Kit (EXT-HF) is available for the frame. Extends the frame by 31", giving you 124" of quilting area.
- 59" Short Pole Set (H59): is available separately for the frame, only 59" long. Handy for smaller spaces.
- Complete Heritage Frame Special (HF-SP): A package deal at a special price. Includes standard frame with 93" poles, 59" poles and 31" extension kit. Purchase all three roller lengths and save.



End Tensioners



Quilt Display Rack (QDR)

Display Your Quilts with Style

Variety of Uses

Use not only for displaying quilts, but also great for drying dyed fabrics and organizing quilting squares.

White Ash Construction

The Rack is built entirely from solid ash hardwood and is available unfinished and ready to stain.

Compact Design

The rack opens to 33" at its base & closes to a compact 8". 47" tall when closed.

Available in Two Lengths


The rack is available in both 30" and 48" lengths.

I just bought a Hinterberg Frame at an Estate Sale. I had to call and ask you to send me a new set of instructions and some missing screws. The ladies on the phone were so helpful, it was a pleasure doing business with your company. Your products truly last a lifetime! Helen in NY.



Easy Build Basic Kit

Easy-Build Quilt Frame Kits



Easy Build Plus Kit

It's easy to build your own Hand Quilting Frame.


Choose the Basic kit for a woodworking project, or choose the Plus kit and let us do the cutting and drilling. Customize your frame length to fit in any room. With either kit, your finished frame will be sturdy and easy to use with ratchet wheel tensioning, and no-baste quilting. The frame top is fully adjustable and tilts vertically for compact storage. .

The Easy Build 'Basic' (EBF) Includes:

- Detailed assembly plans and instructions for cutting, drilling, building and using your quilt frame.
- All hardware and small hardwood parts needed for construction..

The Easy Build 'Plus' (EBPlus) Includes:

- All large wooden pieces made from northern white pine, smooth sanded, drilled, all edges rounded over and ready to assemble (excluding trestle).
- Decorative hardwood end joints, tilt mechanisms, ratchet pawls and roller end caps.
- Three ratchet wheels made from strong, laminated hardwood & all hardware.
- Detailed assembly plans and instructions for using your quilt frame.



Easy Build Basic Plans

Additional Items you will need to purchase:

- One 1x8 pine board, cut to length for the trestle.
- Three 10' pieces of metal conduit tubing for the rollers. (Available at any home improvement center).
- Construction grade lumber, 2x6, to build the frame ends (Easy Build Basic Only)

Optional Items:

- Hardware for Extra Pole Set (XRP): Three ratchet wheels, six roller end caps, and hardware to assemble an additional set of rollers.
- Additional Ratchet Wheels (XRF): Three additional ratchet wheels, pawls, and hardware to provide ratchets on both ends of each roller.
- End Tensioners (END): Four clamps to hold tension even at the sides of your quilt.
- Cloth Leaders (118"ST): Three 10' Leaders made from heavy fabric, used to attach your quilt to the frame rollers.
- Hand Quilting Notions: A variety of hand quilting needles, threads, thimbles, stencils, patterns, books are available for sale on our website, www.hinterberg.com.

This is a quick note to say how much I appreciated your Quilting Frame Kit! I spent a few days in my little workshop, having great fun cutting and putting the pieces together. I found the measurements and details very easy to understand and everything fits together beautifully. Gerry in AR



22" Floor Hoop



14" Lap Hoop



18" Floor Hoop

Relax and enjoy hand quilting with our sturdy hardwood hoops.

Classic Design

The sturdy hoop stands create a solid base for your projects while the classic round design provides perfectly even tension, eliminating the corner bunching created by square hoops.

Hardwood Construction

Our beautiful hardwood hoops are constructed from select white ash. The wood is free of knots and sanded smooth. Leave the wood bare or apply a stain to match your furniture.

Optional Items:

- Floor Stand (HH): The Floor Stand is adjustable in both height and tilt. The hoop tilts and rotates 360° so that you can comfortably work on any area of your project. All 4 hoop sizes will fit on the floor stand and are easily interchangeable without tools.
- Lap Stand (LS): The lap stand is portable and stores easily - a great hoop for small spaces or travel. The platform rests on your lap with two easy tilt adjustments. The hoop also rotates 360°. The Lap Stand works well with both the 14" and 18" hoop sizes.
- Three Hoop Sizes: Three hoop sizes available. 22", 18", 14". Choose your hoop size based on your quilting style. The hoops are interchangeable with either stand.
- Half-Hoop Adapter (HLF): This heavy duty cloth attached to a wooden strip, allows you to pin the edges of your quilt for easier edge-quilting. Attaches easily to 18", 22" hoops.
- Lap Hoop Extender: Allows you to place the base under your legs for added stability.



Floor Stand w/ 22" Hoop



Lap Stand w/ 14" Hoop



Three Hoop Sizes



Half-Hoop



Lap

hoop adapters.

Hoop Specifications: Max Height (level) = 39", Min. Height (level) = 33", 22" hoop w/ floor stand = 10 lbs., 18" hoop w/ floor stand = 9 lbs., 14" hoop w/ lap stand = 6 lbs., 14" hoop w/ lap stand = 6 lbs., Laphoop base = 12"x12"

My husband said that the hoop was the finest piece he has ever put together. Please take this as the ultimate compliment, as he is a carpenter by trade and a cabinet maker by profession for over 40 years. Irene in CO